


Fingerboard




Tailpiece

Strings

© 2024 Horsehair Music

F Holes




Pegs

Chin Rest

© 2024 Horsehair Music

Chin Rest




F Holes

Neck

© 2024 Horsehair Music

Pegs




Tailpiece

Front

© 2024 Horsehair Music

Bridge




Pegs

Chin Rest

© 2024 Horsehair Music

Fine Tuners




Scroll

Nut

© 2024 Horsehair Music

Scroll



Ribs


Pegs

© 2024 Horsehair Music




Parts of the Violin Clip Cards


- Cut out each card along the dotted lines.
- Place a paper clip on the right side of each card.
- Have the student slide the center of the paper clip to circle the term that the star is touching on the violin.



© 2024 Horsehair Music



Back




Scroll

Nut

© 2024 Horsehair Music

Fine Tuners

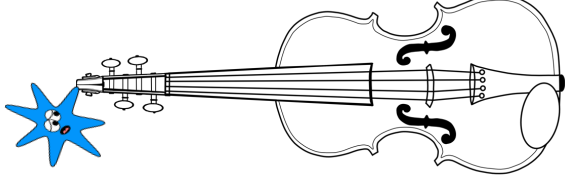


F Holes

Pegs

© 2024 Horsehair Music

Scroll



Bridge


Button

© 2024 Horsehair Music

Neck


Chin Rest

Bridge



© 2024 Horsehair Music

Fingerboard




Nut

Chin Rest

© 2024 Horsehair Music

Bridge




Pegs

Button

© 2024 Horsehair Music

Tailpiece



F Holes


Button

© 2024 Horsehair Music


Neck

Tailpiece

Bridge



© 2024 Horsehair Music





What do you hear? #5

Place a coin in each circle. You will hear 4 notes for each question. If the notes you hear step up, push the coin up to the sky. If the notes you hear step down, push the coin down to the ground.

The Magic of Music Theory Primer - © 2024 Horsehair Music. Photocopying prohibited.

1 2 3 4 5 6

Choose from these examples:




What do you hear? #6

Place a coin on each coconut. If the notes you hear step up, push a coin up to the top of the tree. If the notes you hear step down, push a coin down to the ground.



The Magic of Music Theory Primer - © 2024 Horsehair Music. Photocopying prohibited.

Choose from these examples:



Music Note Bowling

Preparing to play:

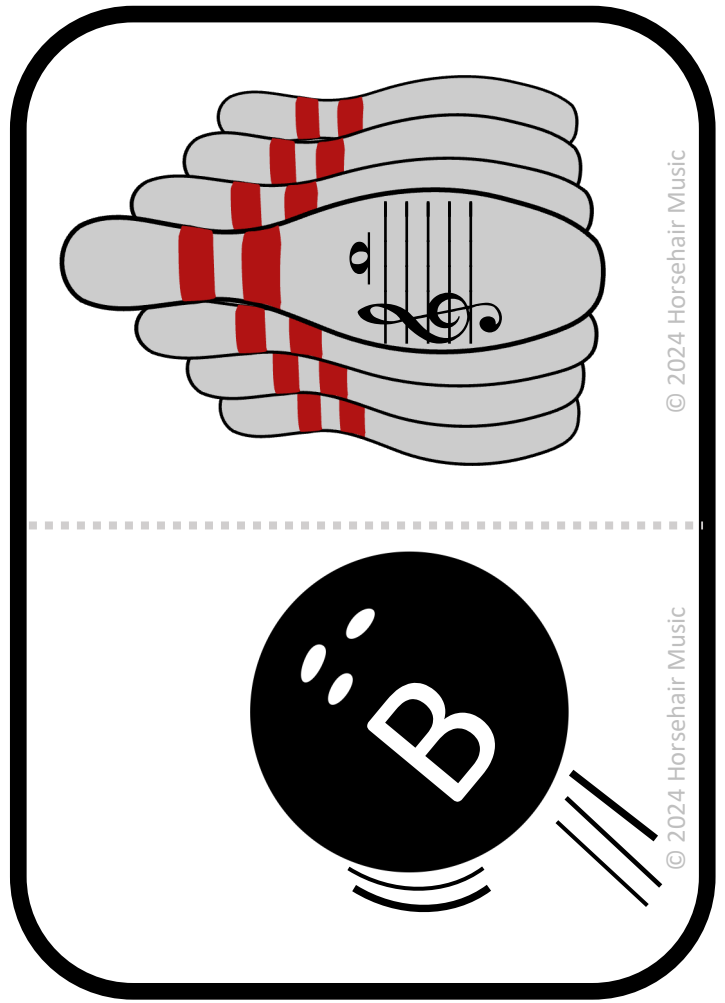
1. Cut out each card and cut down the center on the dotted line.
2. Group the cards with staff notes in one pile, and the cards with bowling balls in another pile.
3. Take the staff note cards and spread them out face down.
4. Take the bowling ball cards and spread them out face down.


How to play with one player:


1. Turn one card over in each group. If the letter on the bowling ball does not match the staff note, turn both cards back over, face down.
2. Continue turning one card over in each group until you find a match.
3. Your goal is to match all the staff cards to the correct letter on the bowling ball card.

How to play with two or more players:


1. The first player turns over one bowling ball card and one staff card. If the cards match, that player takes both the cards and sets them aside. If the cards do not match, the player turns both cards over.
2. If the player has a match, he takes another turn. If the player does not have a match, the next player takes a turn looking to find a match.
3. Continue until all the cards in both piles have been matched.









© 2024 Horsehair Music




© 2024 Horsehair Music




© 2024 Horsehair Music




© 2024 Horsehair Music




© 2024 Horsehair Music




© 2024 Horsehair Music




© 2024 Horsehair Music

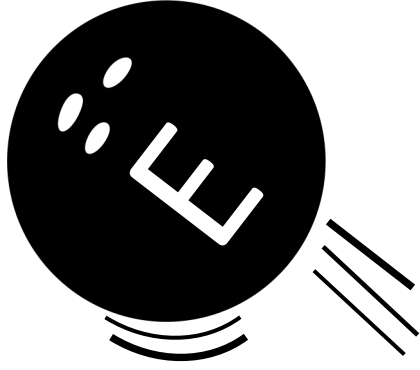


© 2024 Horsehair Music







© 2024 Horsehair Music




© 2024 Horsehair Music



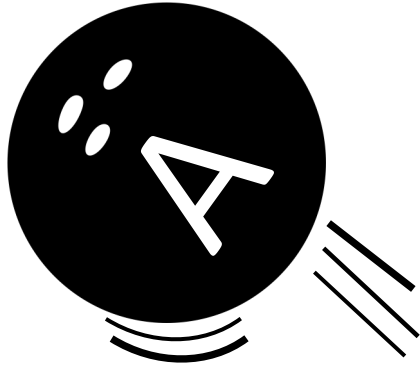
© 2024 Horsehair Music




© 2024 Horsehair Music




© 2024 Horsehair Music




© 2024 Horsehair Music




© 2024 Horsehair Music




© 2024 Horsehair Music

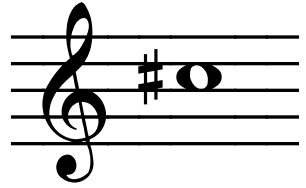





© 2024 Horsehair Music. The Magic of Music Theory Primer




© 2024 Horsehair Music. The Magic of Music Theory Primer



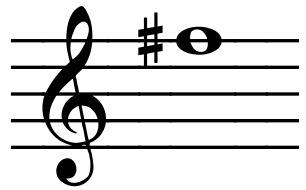
© 2024 Horsehair Music. The Magic of Music Theory Primer



© 2024 Horsehair Music. The Magic of Music Theory Primer




© 2024 Horsehair Music. The Magic of Music Theory Primer




© 2024 Horsehair Music. The Magic of Music Theory Primer



© 2024 Horsehair Music. The Magic of Music Theory Primer



© 2024 Horsehair Music. The Magic of Music Theory Primer



© 2024 Horsehair Music. The Magic of Music Theory Primer

C#

2nd finger on A

© 2024 Horsehair Music. The Magic of Music Theory Primer

B

1st finger on A

© 2024 Horsehair Music. The Magic of Music Theory Primer

A

Open A

© 2024 Horsehair Music. The Magic of Music Theory Primer

F#

1st finger on E

© 2024 Horsehair Music. The Magic of Music Theory Primer

E

Open E
or
4th finger on A

© 2024 Horsehair Music. The Magic of Music Theory Primer

D

3rd finger on A

© 2024 Horsehair Music. The Magic of Music Theory Primer

B

4th finger on E

© 2024 Horsehair Music. The Magic of Music Theory Primer

A


3rd finger on E

© 2024 Horsehair Music. The Magic of Music Theory Primer

G#

2nd finger on E


© 2024 Horsehair Music. The Magic of Music Theory Primer



© 2024 Horsehair Music. The Magic of Music Theory Primer



© 2024 Horsehair Music. The Magic of Music Theory Primer



© 2024 Horsehair Music. The Magic of Music Theory Primer



© 2024 Horsehair Music. The Magic of Music Theory Primer



© 2024 Horsehair Music. The Magic of Music Theory Primer



© 2024 Horsehair Music. The Magic of Music Theory Primer



© 2024 Horsehair Music. The Magic of Music Theory Primer



© 2024 Horsehair Music. The Magic of Music Theory Primer



© 2024 Horsehair Music. The Magic of Music Theory Primer

Dotted Half
Note

3 beats

© 2024 Horsehair Music. The Magic of Music Theory Primer

Half Note

2 beats

© 2024 Horsehair Music. The Magic of Music Theory Primer

Quarter Note

1 beat

© 2024 Horsehair Music. The Magic of Music Theory Primer

Bass Clef
or
F Clef

© 2024 Horsehair Music. The Magic of Music Theory Primer

Treble Clef
or
G Clef

© 2024 Horsehair Music. The Magic of Music Theory Primer

Whole Note
4 beats

© 2024 Horsehair Music. The Magic of Music Theory Primer

Alto Clef
or
C Clef

© 2024 Horsehair Music. The Magic of Music Theory Primer

Up Bow

© 2024 Horsehair Music. The Magic of Music Theory Primer

Down Bow


© 2024 Horsehair Music. The Magic of Music Theory Primer

f


© 2024 Horsehair Music. The Magic of Music Theory Primer

p


© 2024 Horsehair Music. The Magic of Music Theory Primer



© 2024 Horsehair Music. The Magic of Music Theory Primer



© 2024 Horsehair Music. The Magic of Music Theory Primer



© 2024 Horsehair Music. The Magic of Music Theory Primer

3
4

© 2024 Horsehair Music. The Magic of Music Theory Primer

4
4

© 2024 Horsehair Music. The Magic of Music Theory Primer

2
4

© 2024 Horsehair Music. The Magic of Music Theory Primer

these
flashcards
belong to

© 2024 Horsehair Music. The Magic of Music Theory Primer

Measure

Piano

Forte

soft


loud

© 2024 Horsehair Music. The Magic of Music Theory Primer

© 2024 Horsehair Music. The Magic of Music Theory Primer

© 2024 Horsehair Music. The Magic of Music Theory Primer

Time Signature

3 beats in each
measure; the 
note gets 1 beat

Bar Line


Double Bar
Line

© 2024 Horsehair Music. The Magic of Music Theory Primer


© 2024 Horsehair Music. The Magic of Music Theory Primer

© 2024 Horsehair Music. The Magic of Music Theory Primer

Time Signature

2 beats in each
measure; the 
note gets 1 beat

Time Signature

4 beats in each
measure; the 
note gets 1 beat

© 2024 Horsehair Music. The Magic of Music Theory Primer

© 2024 Horsehair Music. The Magic of Music Theory Primer

© 2024 Horsehair Music. The Magic of Music Theory Primer