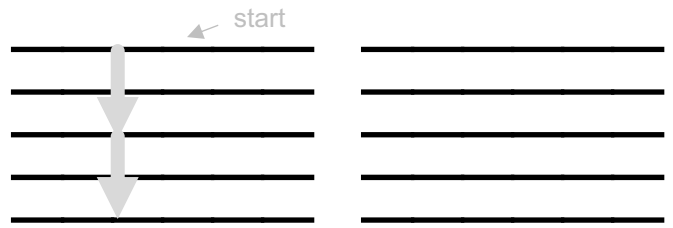


How to draw an alto clef

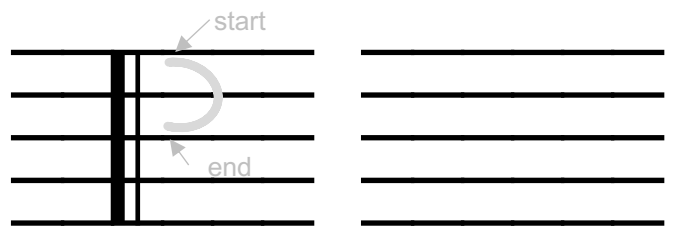
Step 1: Draw thick line from line 5 to line 1.



Step 2: Draw a thin line on the right side



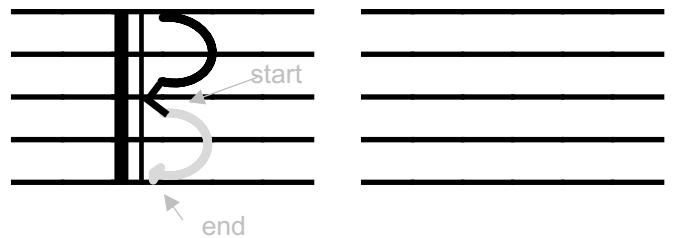
Step 3: Draw backwards C starting on line 5 ending in space 3. Leave a little space between the line and the C.



Step 4: Draw a sideways v. With the point of the v on line 3.



Step 5: Draw a backwards c starting at the in space 2 at the end of the v.



2. Trace the alto clef on each staff.



3. Draw an alto clef on each staff.

