

A & E Apple Orchard











2 Players

What you need:

- 5 pennies
- 5 dimes
- 1 die
- 2 cups

How to play:

1. Each player chooses the type of coin he wants to use, pennies or dimes.
2. Place your coins in a pile or cup near the game board.
3. Take turns rolling the dice. The number on the die is a finger number. Place one of your coins on the letter of an apple that is played by that finger number on the A or E string.
4. The first player to place all his coins on the tree wins.
5. If you roll and there is no letter that matches that finger, the next player takes a turn.

					
B or F#	C# or G#	D or A	E or B	xxxx	Wild!
				Loose A Turn	Choose any apple and say the finger number