



PICK A DAISY



Pick A Daisy

G String Game













2 Players

What you need:

- 2 cups (optional)
- 5 pennies
- 5 dimes
- 1 dice

How to play:

1. Each player chooses the type of coin they want to use, pennies or dimes.
2. Place your coins in a pile or a cup near the game board.
3. Take turns rolling the dice. The number on the dice is a finger number. Place a coin on the flower that matches the G string letter for the finger number rolled.
4. The first player to place all their coins on the game board wins.
5. If you roll and there is no letter that matches that finger, the next player takes a turn.

					
A	B	C	D		Open G
				Loose A Turn	