



# FINGER NUMBER BINGO



# Finger Number Bingo

2 Players

What you need:











6 pennies

6 dimes

1 dice

How to play:

1. Each player chooses the type of coin they want to use, pennies or dimes.
2. Place all the pennies in the dark green circles. Place the dimes in the light green circles.
3. Take turns rolling the dice. Place a coin in the box, covering the hand with a star matching the number you rolled. If you roll a 5 you loose your turn. The next player rolls. If you roll a 6, you can roll the dice again.
4. To win get 4 of your coins in a row. The coins can be horizontal, vertical or diagonal.

					
				Loose A Turn	Roll Again