




Parents' Guide to Beginning Rhythm Reading

Note	Note name	How to clap rhythm names	Beats	How to clap beats
	Quarter Note	"Quarter" clap 1 time	1	Clap on 1
	Half Note	"Half-Note" clap on "half" and hold hands together	2	Clap on 1 – hold hands together on 2
	Dotted Half Note	"Half-note-dot" Clap on "half" and hold hands while saying "note-dot"	3	Clap on 1 – hold hands together for 2, 3
	Whole Note	"whole-note-four-beats" "whole-note-four-beats" Clap on "whole" and hold hands while saying "note-four-beats"	4	Clap on 1 and hold hands together for 2, 3, 4

* This chart is for teaching beginning rhythm reading. Students have not learned time signatures or measures

* There are other ways of saying rhythm names that many excellent teachers use. These are what we will use in our studio for consistency and clarity in group class.